



Penner Architectural Millwork, LLC

26260 Hwy 32 Lebanon, MO 65536

www.pennerarchitectural.com

Product Details

Drawings Submittals

JOB NOTES

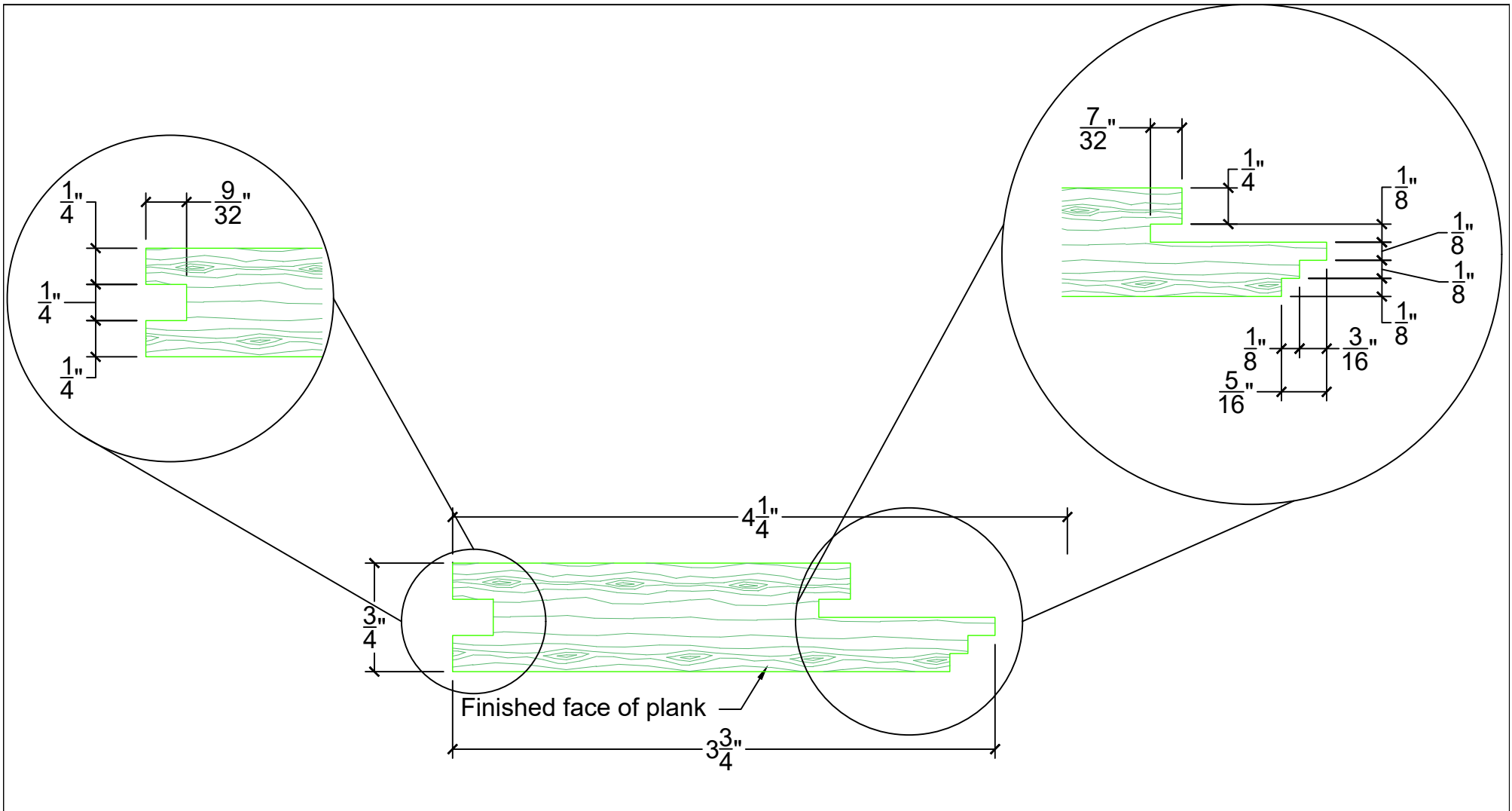
Plank Sizes and Quantities:

PRODUCT : MACH 2 - LINEAR CLOSED CEILING SYSTEM
SPECIES: SOLID POPLAR, WHITE OAK, MAPLE, BIRCH, CHERRY, ETC.
FSC CERTIFICATION: NONE
PLANK DESCRIPTION: 3-3/4" WIDE X 8'-0" LONG X 3/4" THICK
FINISH: CLEAR/CUSTOM, SATIN SHEEN
PERIMETER: PERIMETER PLANKS WILL BE FIELD CUT (IF REQ'D) BY INSTALLER
CUTOUTS: ALL FIXTURE AND DEVICE OPENINGS TO BE FIELD CUT BY INSTALLER
SUSPENSION: ALL PLANKS WILL BE INSTALLED WITH LINEAR SUPPORT CLIPS, (BY PA), AT 24" O.C. MAX

TOTAL PLANKS: APPROX ### TOTAL SQ FT (WASTE / ATTIC STOCK NOT INCLUDED)
1## P01 UP TO 3-3/4" WIDE X 8-0" LONG

OVERAGE IS NOT INCLUDED. CUSTOMER SHOULD CONSIDER ORDERING EXTRA MATERIAL FOR WASTE AND/OR ATTIC STOCK.

	PENNER ARCHITECTURAL MILLWORK LLC		PRODUCT DETAILS	
			Mach 2-SW-375-C	
	26260 Hwy 32 Lebanon, MO 65536		PAGE P1	
	Office: (417) 718-2400		DATE: 1-22-26	SCALE: AS NOTED
Website: www.pennerarchitectural.com		REV:	DATE:	



A
P2

Typical Plank Section View

Scale: 1" = 1"



**PENNER ARCHITECTURAL
MILLWORK LLC**

26260 Hwy 32 Lebanon, MO 65536

Office: (417) 718-2400

Website: www.pennerarchitectural.com

PRODUCT DETAILS

Mach 2-SW-375-C

PAGE

P2

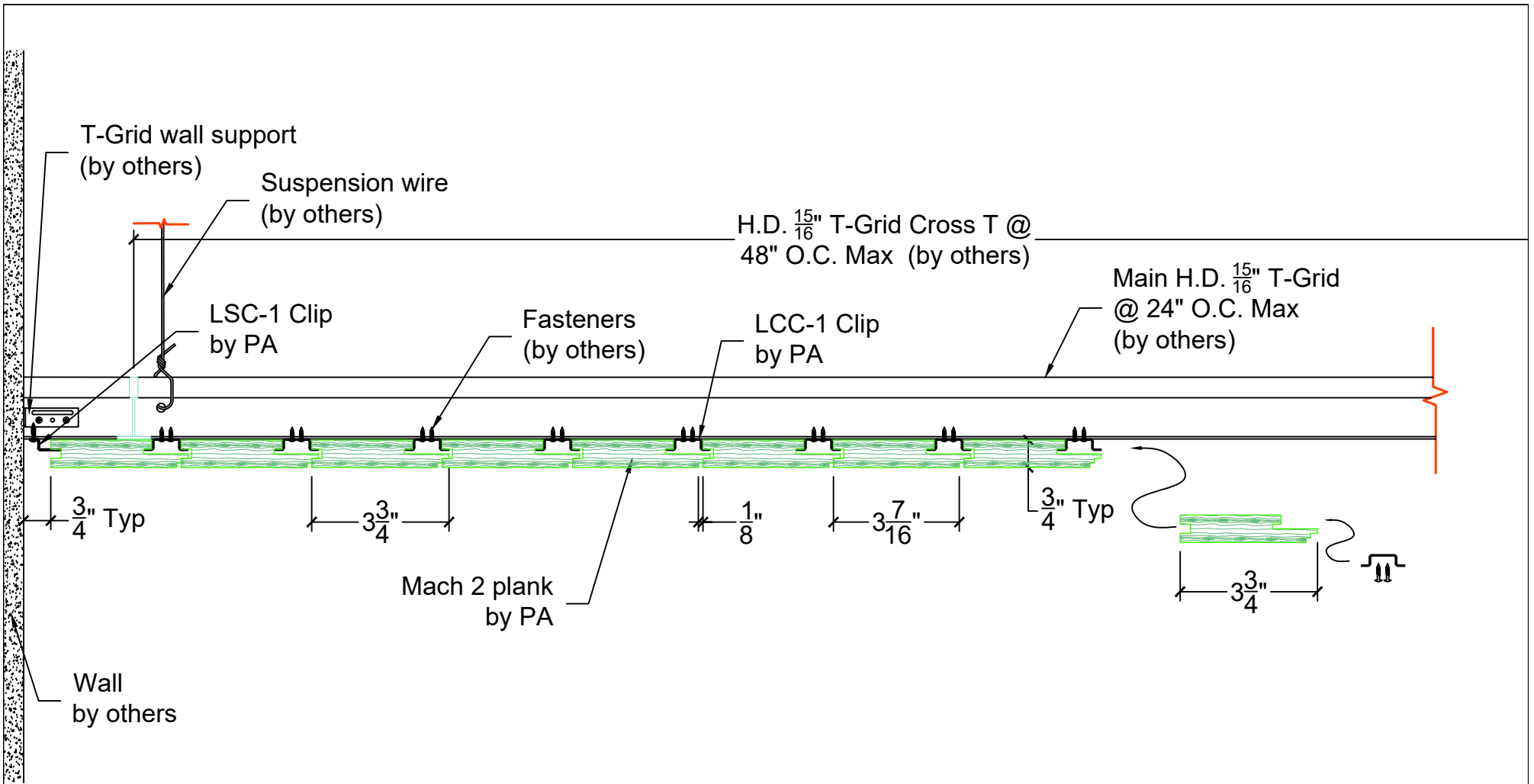
DATE: 1-22-26

SCALE: AS NOTED

REV:

DATE:

SDR



A
P3

Panel Installation - Beginning Ceiling Installation

Scale: 3" = 1'



**PENNER ARCHITECTURAL
MILLWORK LLC**

26260 Hwy 32 Lebanon, MO 65536

Office: (417) 718-2400

Website: www.pennerarchitectural.com

PRODUCT DETAILS

Mach 2-SW-375-C

PAGE

P3

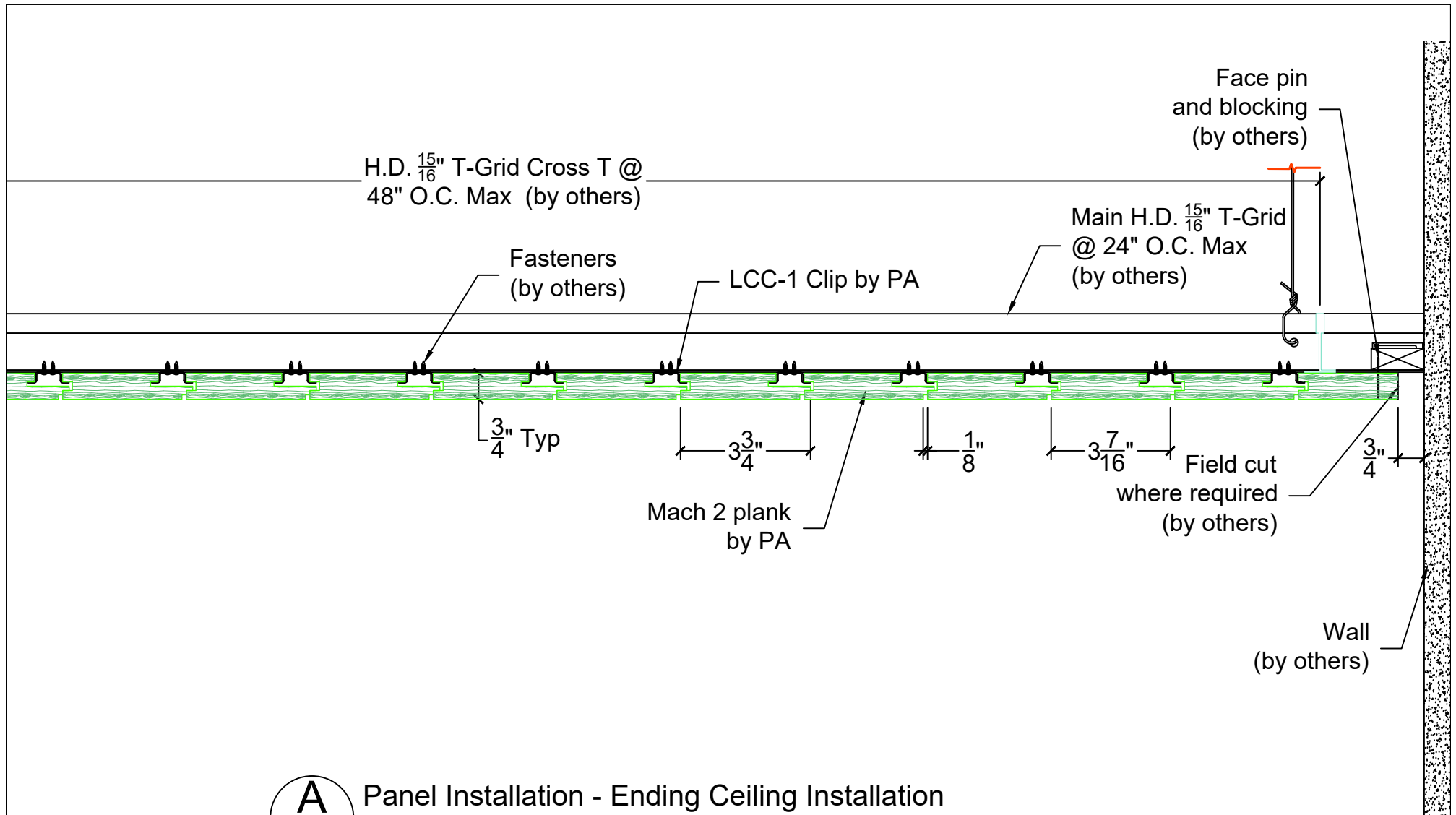
DATE: 1-22-26

SCALE: AS NOTED

REV:

DATE:

SDR



A
P4

Panel Installation - Ending Ceiling Installation

Scale: 3" = 1'



**PENNER ARCHITECTURAL
MILLWORK LLC**

26260 Hwy 32 Lebanon, MO 65536

Office: (417) 718-2400

Website: www.pennerarchitectural.com

PRODUCT DETAILS

Mach 2-SW-375-C

PAGE

P4

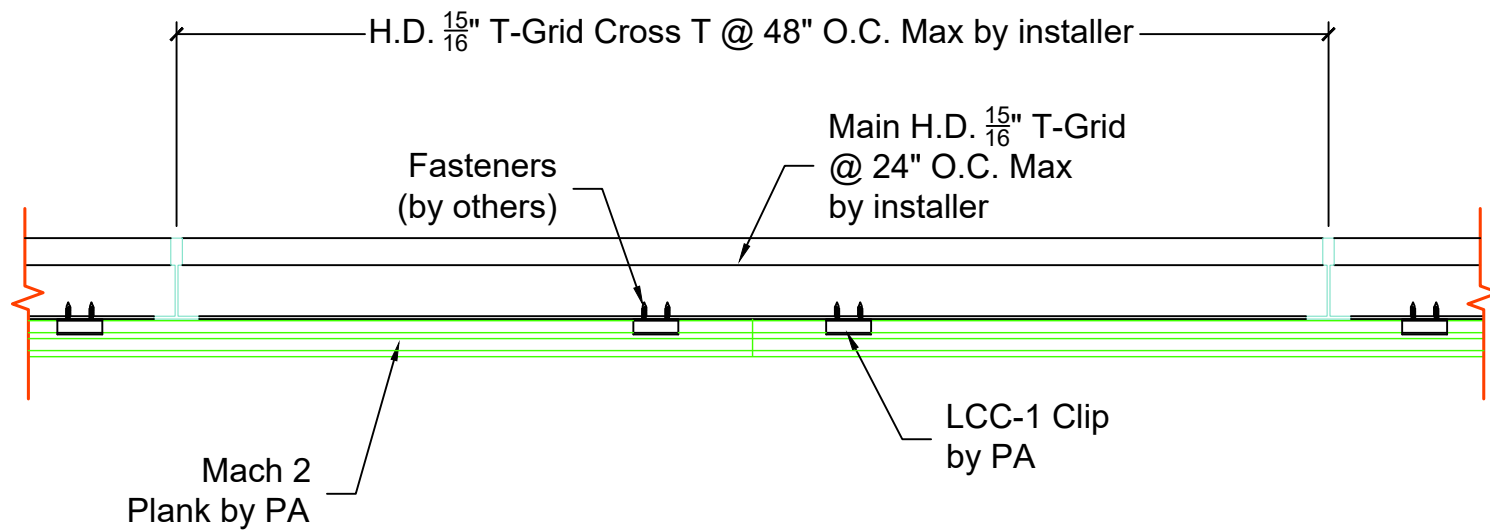
DATE: 1-22-26

SCALE: AS NOTED

REV:

DATE:

SDR



Panel Installation Details

Scale: 3" = 1'



**PENNER ARCHITECTURAL
MILLWORK LLC**

26260 Hwy 32 Lebanon, MO 65536

Office: (417) 718-2400

Website: www.pennerarchitectural.com

PRODUCT DETAILS

Mach 2-SW-375-C

PAGE

P6

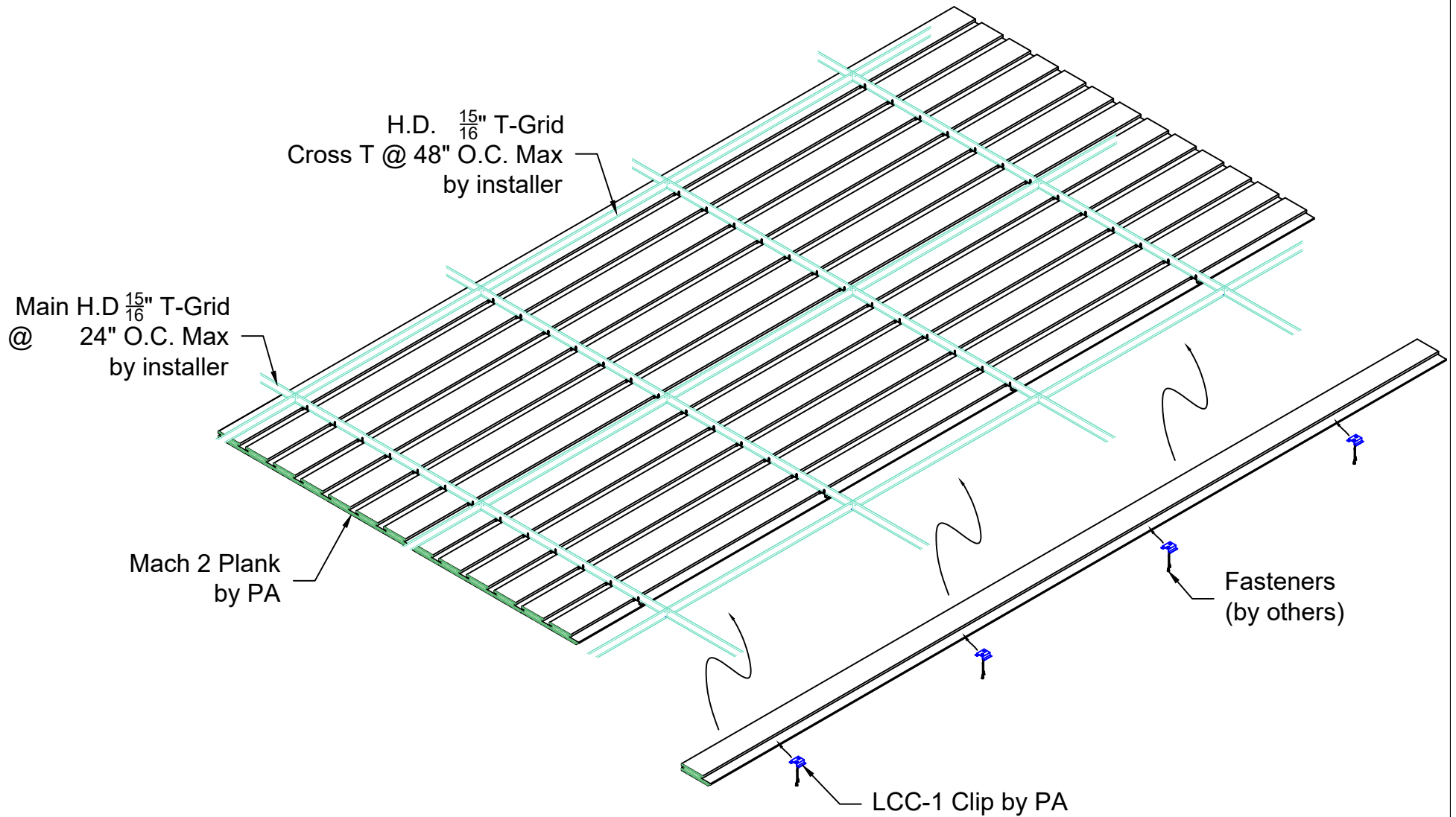
DATE: 1-22-26

SCALE: AS NOTED

REV:

DATE:

SDR



Isometric Panel Installation

Scale: $\frac{3}{4}" = 1'$



**PENNER ARCHITECTURAL
MILLWORK LLC**

26260 Hwy 32 Lebanon, MO 65536

Office: (417) 718-2400

Website: www.pennerarchitectural.com

PRODUCT DETAILS

Mach 2-SW-375-C

PAGE

P7

DATE: 1-22-26

SCALE: AS NOTED

REV:

DATE:

SDR